

IT Solo pitching kit



For pitching a whole or a half inner tent. The long fastening strap is only needed when pitching a half inner tent.

Long fastening strap

8 x Ground tensioners

Top connector



You also need


Measuring tape



Mounting cross



Tent pegs



Central pole



Attach the top connector to the upper edge of the inner tent using the O-rings and the eight toggles (five for a half inner tent, see the next page).



Attach the eight ground tensioners to the lower edge of the inner tent using the O-rings and the toggles (five for a half inner tent).



Use the mounting cross to position the pegs. Then attach a ground tensioner to each peg.



Put the central pole inside the sleeve of the top connector and then pitch the inner tent by pushing the pole upwards. Put it down in the centre of the inner tent. Close the door and tighten all the ground straps. Adjust the straps as required.


IT Solo pitching kit, half inner tent




Attach the top connector to the upper edge of the inner tent using the O-rings and the five toggles.



Fasten the O-rings on the three remaining top connector straps (the ones at the front) to the snap-link on the long fastening strap.




There is a floor tensioner at each end of the long side of the inner tent. Push the toggle at each end through the smaller ring on the ground tensioner and then attach to the ring on the inner tent.



Attach the other three ground tensioners to the lower edge of the inner tent using the rings and toggles. Use the mounting cross to position the five pegs in a half-circle. Push the pegs fully down and pull the five ground tensioners over the pegs.



Attach the fastening strap to the ground using a peg positioned centrally some way in front of the half inner tent. Put the central pole inside the sleeve of the top connector and then pitch the inner tent by pushing the pole upwards. Put it down in the inner tent. Close the door and tighten all the ground straps. Tighten the long fastening strap as well so the half inner tent stands straight. Adjust the straps as required.



The IT Solo pitching kit can be used to pitch all models of Base, Comfort and Pro inner tent, size 5, 7 and 9.