


Assembling a Hekla fire box stand





In addition, read "Important information when making a fire" at tentipi.com/support before you start.






*Two extra rods are included with the Hekla fire box stand. Use these with Hekla 7 instead of the original, shorter rods. The original rods of Hekla 30 will fit when using this fire box with the stand.



The fire box and the stand may have sharp edges so always use gloves when assembling them!



... continuation



*Hekla BBQ grate 30 is available as an accessory for Hekla 30.